



**FFI**

Ferrie, Franzmann Industries

# Utility Interconnects



# Con Ed (New York, NY)



- Service Entrance w/ metering compartment
- 1200A, 15kV, 50kA



# (SCE) So Cal. Edison



- Service Entrance W/Metering – 2000A, 15kV, 50kA. Outdoor rated.



# LADWP (Los Angeles, CA)




- Outdoor (Non Walk-in) Service Entrance w/ metering compartment – 38kV, 600A, 31.5kA, 150kV BIL






# (PG&E) Pacific Gas & Electric



- Service Entrance w/Metering – 15kV, 1200A, 50kA in PDC



# (Xcel) Denver, CO



- Service Entrance w/ metering Compartment – 1200A, 15kV, 25kA






# (SDG&E) San Diego, CA



- Outdoor (non-walkin) Service Entrance w/ EUSERC metering compartment – 1200A, 12kV, 25kA



# (PSE&G) Secaucus, NJ



- Service Entrance w/ metering compartment – 1200A, 31.5kA, 26.4kV, 150kV BIL (38kV Class)





# (HECO) Maui, HI



- Service Entrance w/ EUSERC metering compartment - 1200A, 5kV, 25kA